

# HOW TO CREATE A NEWS?

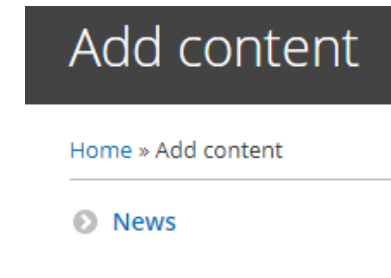
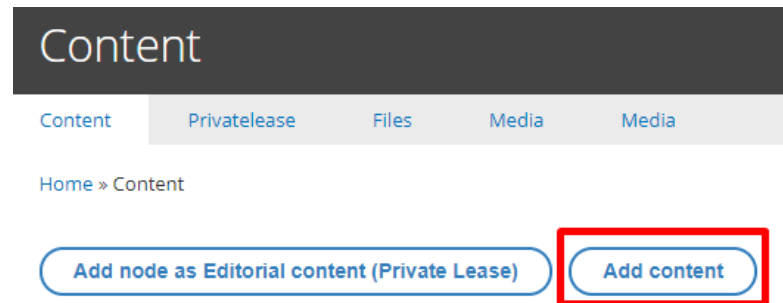
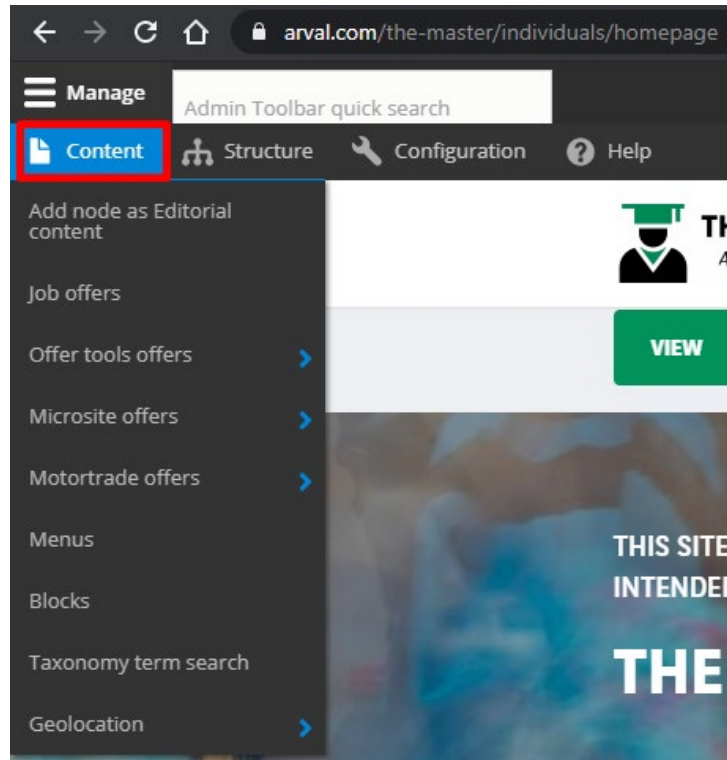
---

# HOW TO CREATE A NEWS?

PUBLIC

PUBLIC

Click on “Content” -> “Add content” -> **Page Apollo**  
URL: /node/add/node/add/news



# HOW TO CREATE A NEWS?

PUBLIC

PUBLIC

All fields with red star are mandatory  
Click on “Add paragraph” to add a layer

## Create News

Home » Create News

Site \*  
- Select a value -

Language  
English

Title \*  
Characters: 0

Segment  
- None -

Author

Display in news slider

Publication date  
06/03/2021

Theme  
- None -

Newsroom content type  
- None -

Display  
Regular

Short teaser \*

We advise you to not exceed 120 characters for a front optimum display

- ▶ URL ALIAS
- ▶ MENU SETTINGS
- ▶ METATAGS \*
- ▶ SCHEDULING OPTIONS
- ▶ AUTHORING INFORMATION
- ▶ PROMOTION OPTIONS

Last saved: Not saved yet  
Author: apetit

**Content**  
*No Paragraph added yet.*

**Add Paragraph**

▶ **IMAGE \***

**Press contacts**  
*No Paragraph added yet.*

Add Newsroom contact

▶ **DOWNLOADS**

Published

**Save** **Preview**

# HOW TO CREATE A NEWS?

Select the segment associated to the page.

Segment \*

- Select a value -
- Select a value -
- Individuals
- Small business
- Corporate
- Public
- Partners
- About Arval
- Driver Services

Theme are already created in the taxonomy part.

Theme

- None -
- None -
- Newsroom theme**
- Communication
- Corporate
- Digital
- Ecology
- Public Relations
- SE Test
- Test GR Ioannis
- Test TS

Content type are already created in the taxonomy part.

Newsroom content type

- None -
- None -
- Newsroom content type**
- News
- Press release

Regular for news  
Press-release allow to display the "Press contact"

Display

- Regular
- None -
- Regular**
- Resource
- Press-Release